



Setting Temp Target in SmartGuard™ technology

Device: MiniMed™ 780G insulin pump

You can set a temporary sensor glucose (SG) target (Temp Target) of 8.3mmol/L for situations when less insulin is needed, such as exercise. Check with your healthcare professional regarding the use of Temp Target.


Note: The Auto correction feature is not active during an active Temp Target. It will resume after the Temp Target is complete.

To set a Temp Target:

1. From the Home screen, press  and select .
2. Select Temp Target to turn the feature on or off.
3. Use the Up and Down arrows to set the **Duration**,
from 30 minutes to 24 hours, in 30-minute increments.
4. Select **Start**.





The screen shows Temp Target Started, and then changes to the Home screen, where a banner shows the remaining Temp Target time.



* This is the SmartGuard™ feature home screen with Guardian™ 4 sensor. If using the Guardian™ Sensor 3, your home screen may look slightly different. When the Temp Target time runs out, the banner disappears from the Home screen*.

To cancel Temp Target:

1. From the Home screen, press  and select .



2. Select Cancel Temp Target.



The Temp Target will be cancelled, and the Home screen will appear, with no Temp Target banner.

Always follow the directions for use

Information contained herein is not medical advice and should not be used as an alternative to speaking with your doctor. Discuss indications, contraindications, warnings, precautions, potential adverse events, and any further information with your healthcare professional.

©Medtronic. Medtronic, Medtronic logo, and Engineering the extraordinary are trademarks of Medtronic. All other brands are trademarks of a Medtronic company.

2 Alma Road

Macquarie Park

NSW 2113

Tel: +61 2 9857 9000

Fax: +61 2 9889 5167 Toll Free: 1800

777 808 medtronic-diabetes.com.au