

MORE TIME TO BE

You

Leanne, MiniMed™ 670G Ambassador

The MiniMed™ 670G system

Less time thinking about managing
your diabetes.*¹

More time focusing on your day.^{2,3}



*Some user interaction required.

Medtronic

THE SYSTEM THAT TAKES ON MORE

The MiniMed™ 670G System takes on more of the calculating and decision making to help stabilise your glucose levels with fewer highs and lows.^{2,3}



Guardian™ Sensor 3

Our most accurate⁴ sensor yet, in a smart and reliable design^{4,6}



MiniMed™ 670G Intelligent Insulin pump



Contour® Next LINK

The only meter to link wirelessly to the MiniMed™ 670G insulin pump for accurate sensor calibration⁷

288
TIMES A DAY

Continuously monitors your glucose levels^{2,3}



Insulin doses automatically increase or decrease^{2,3,8}



Glucose levels in target range for more time each day^{2,3}

THINKING FOR YOU EVERY FIVE MINUTES



Every day your glucose needs are different. That's why the MiniMed™ 670G pump system automatically adjusts basal insulin dose based on your daily activities. Every 5 minutes. 24 hours a day.^{2,3}



▄▄
Having a self-adjusting pump will be a game changer when it comes to keeping me in range. Not having to take it off every time I swim or surf will mean my blood glucose levels will be tighter than before. ▄▄⁹

Rob. MiniMed 670G Ambassador

MORE TIME TO ENJOY YOUR LIFE

Because the MiniMed™ 670G is constantly increasing and decreasing your insulin to match your activities, it's easier to enjoy things like eating out, sleeping in on the weekends, or simply getting some exercise.^{2,3}



3 out of 4



users report the MiniMed™670G met or exceeded their expectations for spending **LESS TIME THINKING ABOUT THEIR DIABETES.**¹



TIME TO EXERCISE WITH CONFIDENCE

The MiniMed 670G system automatically adjusts background insulin to prevent lows during or after exercise.^{2,3}

Some user interaction required.



TIME TO TRY NEW MEALS

Before a meal simply enter your carbs, and even if your count is a bit off, the MiniMed 670G system will automatically adjust your insulin to compensate.



TIME TO GET A GOOD NIGHTS SLEEP.

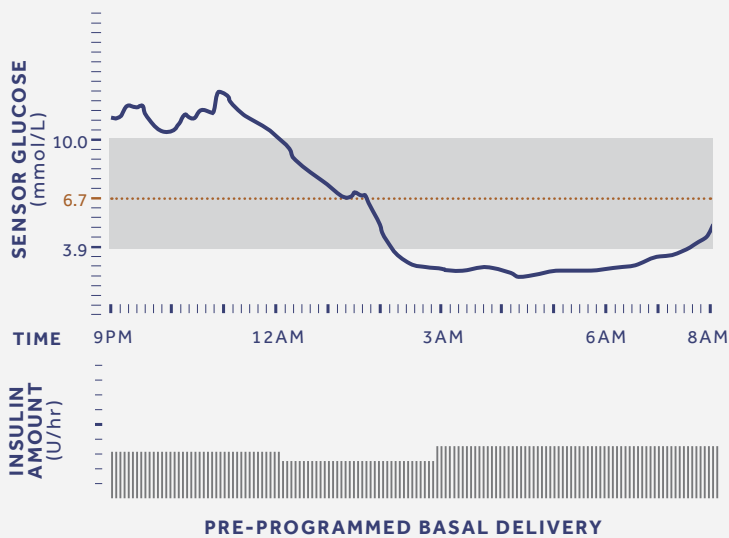
While you sleep the MiniMed 670G system continuously adjusts your insulin, not just to protect you from highs and lows, but to help you feel refreshed and ready to face the day.^{2,3}



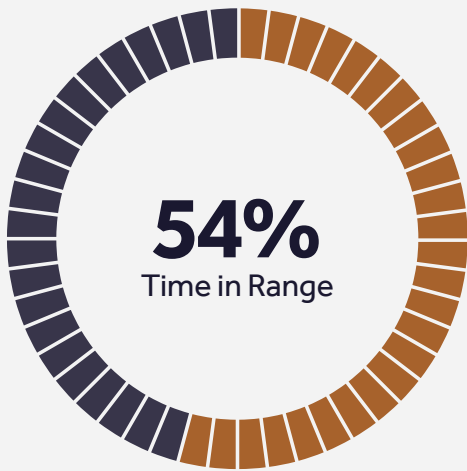
MORE TIME IN TARGET GLUCOSE RANGE

Each day and night, your insulin needs vary. So even if you're using traditional pump therapy, staying in your target range isn't always easy.

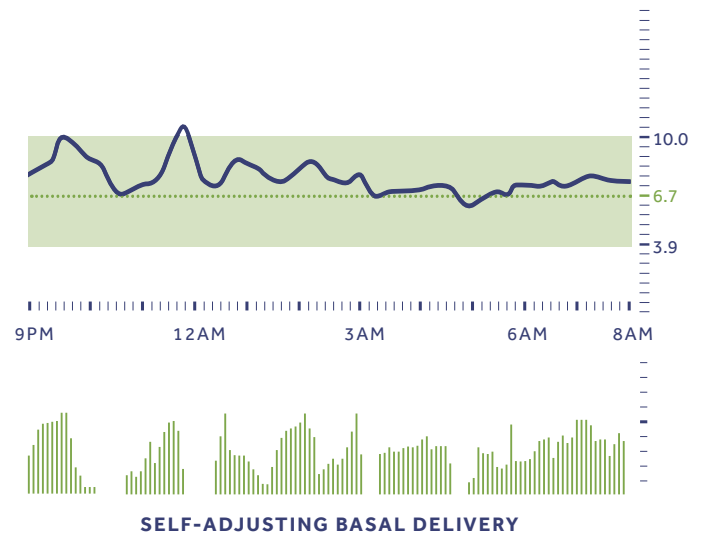
TRADITIONAL PUMP THERAPY NO AUTOMATION



Stand alone pump therapy allows you to set multiple basal rates throughout the day.



SMARTGUARD™ AUTOMATIC INSULIN ADJUSTMENTS



SmartGuard™ stabilises glucose levels 24/7 by automatically adjusting basal insulin based upon real time needs.^{2,3,8}



 **75%**

of people using the MiniMed 670G system **REDUCED THEIR HbA1c AFTER JUST THREE MONTHS³**

MORE PROTECTION FROM HIGHS AND LOWS

SmartGuard™ automatic insulin adjustments protect you from the highs and lows that can cause major disruptions to your day.

CARLING

As a working parent, Carling faces a busy day. Her MiniMed™ 670G system helps stabilise her glucose levels night and day, so she can wake up well-rested and tackle the day with confidence.^{2,3}

HbA1c **BEFORE**

7.6%

HbA1c **AFTER**

6.9%



JOHN

Whether cycling outdoors or travelling for work, John's MiniMed™ 670G system works to help keep him in range – so he can think less about diabetes and focus more on whatever the day brings.^{1,2,3}

HbA1c **BEFORE**

8.6%

HbA1c **AFTER**

6.1%



MORE ACCURACY WITH THE GUARDIAN™ 3 SENSOR

The Guardian™ Sensor 3 is the most accurate sensor from Medtronic, with greater reliability.^{4,6} Intelligent diagnostics monitors sensor health and improves performance.

5.7g

LIGHT WEIGHT

288

READINGS A DAY^{2,3}


(Actual Size)



LOW PROFILE



UP TO 7 DAYS OF WEAR



INTELLIGENT DIAGNOSTICS MONITORS
SENSOR HEALTH, IMPROVING RELIABILITY

MORE COMFORT

The Guardian™ Sensor 3 is also light, low profile and comfortable to wear.^{4,6,9}



I barely notice the Guardian™ Sensor 3 when I'm wearing it. It's low profile means it doesn't show when it's under my clothes and is less likely to get bumped or knocked. ■■■⁹

Angeles. MiniMed 670G Ambassador



MORE STAND-ALONE PUMP FEATURES

Not everyone wants to use a sensor. So even as a stand alone pump the MiniMed™ 670G offers a new level of control.



WATERPROOF

Submersible to 3 metres for 24 hours

MiniMed™ 670G system Instructions for Use (IFU). Refer to instruction guide for details.

PERSONALISED BASAL SETTINGS

Your basal setting continuously releases small amounts of insulin through the day. You can personalise this to suit the activities you might have on that day.^{2,3}

PERSONALISED BOLUS DELIVERY

Choose how you bolus to match the foods you're eating or to correct highs using Manual, Wizard, Dual Wave or Square Wave.

PERSONAL ALERTS AND ALARMS

Adjustable alerts and audio options that allow you to personalise notifications.



REMOTE BOLUS

The Contour® Next Link 2.4 blood glucose meter doubles as a remote control so you can discreetly bolus for snacks without removing your pump.



TACTILE BUTTONS AND AUTO-BRIGHTNESS SCREEN

Unique features that make navigating your way around the pump intuitive.

MORE SUPPORT WITH STARTRIGHT®

The FREE personal coaching program designed to give you support and confidence during those important first 12 months on your MiniMed™ 670G insulin pump.



THE STARTRIGHT PROGRAM



COACH-INITIATED CONTACT

at important therapy touchpoints such as pre-training preparation and first sensor or set change.



3 MONTHS

personal phone coaching and support at no additional cost.



UNLIMITED ACCESS

via phone/email for questions and support.



DEDICATED STARTRIGHT COACH

all trained personal coaches have an intimate understanding of all Medtronic devices.



GOAL TRACKING

to help you achieve goals set by your HCP.

WELCOME TO CARELINK®

CareLink® insightful software manages your data from the MiniMed™ 670G.

Automatic syncing shares your data with your chosen healthcare professional, with easy-to-interpret trends and reports that give you greater insight into your therapy.

You or your carers can follow along on any Internet connected device such as smart phones, tablets or computers.



For more information visit

www.medtronic-diabetes.com.au/products/minimed-670g

For detailed information regarding the instructions for use, indications, contraindications, warnings, precautions, and potential adverse events, please consult the device manual. For further information, contact your local Medtronic representative.

References:

1. Data on file, MiniMed 670G user experience survey, period Jun 2017 - Jan 2018, n=13571
2. Bergenstal, R. M. *et al.* *Jama*. 2016; 316 (16): 1407 – 1408
3. Garg SK, *et al.* *Diabetes Technol Ther*. 2017 Mar;19(3):155-163
4. Christiansen MP, *et al.* *Diabetes Technol Ther*. 2017; Aug 19 (8): 446-456
5. Enlite Sensor Performance Evaluation 6025991-21A1P_1 2014
6. Guardian Sensor 3 Performance Report: 6026113-25A1_A 2016-10
7. Bailey T, *et al.* *Clin Chim Acta* 2015;448:139-145
8. Iturralde E, *et al.* *The Diabetes Educator*. 2017; 43(2):223 – 232
9. This patient testimonial relates an account of an individual's response to the treatment. The account is genuine, typical and documented. However, the individual's response does not provide any indication, guide, warranty or guarantee as to the response other persons may have to the treatment. The response other persons have to the treatment could be different. Responses to the treatment discussed can and do vary and are specific to the individual patient. Please consult your healthcare professional for a full list of benefits, indications, precautions, clinical results, and other important medical information that pertains to the therapy or products discussed.

UC201902908 EE © 2018 Medtronic. All rights reserved. Medtronic, Medtronic logo and Further, Together are trademarks of Medtronic.™

*Ascensia, the Ascensia Diabetes Care logo, and CONTOUR are trademarks and/or registered trademarks of Ascensia Diabetes Care Holdings AG. All other brands are trademarks of a Medtronic company.



Medtronic

Medtronic Australasia Pty Ltd
2 Alma Road
Macquarie Park, NSW 2113
Australia
Tel: +61 2 9857 9000
Fax: +61 2 9889 5167
Toll Free: 1800 777 808

E-Mail: australia.diabetes@medtronic.com
Facebook: www.facebook.com/MedtronicDiabetesAUS
Instagram: [@medtronicdiabetesaus](https://www.instagram.com/medtronicdiabetesaus)
YouTube: [Medtronic Diabetes ANZ](https://www.youtube.com/MedtronicDiabetesANZ)

APPROVAL #5653-012019 ©Medtronic 2019
All Rights Reserved. Printed in Australia 02/2019

medtronic-diabetes.com.au