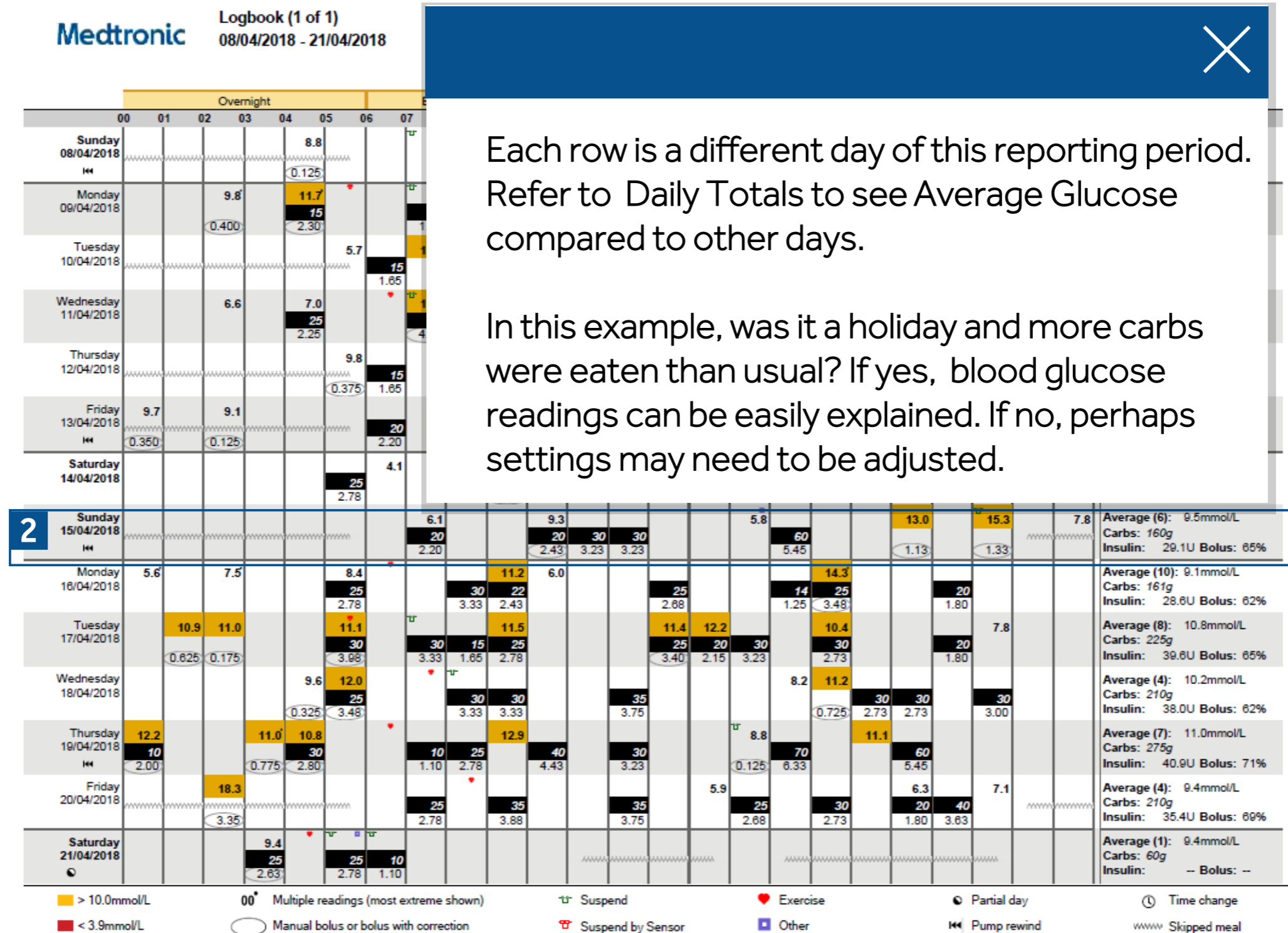


Each bolus event can contain up to three(3) numbers. All three(3) numbers do not have to be present to be recorded. Any number can be displayed by itself or all at the same time.

- Top number is your BG reading. In this example, the BG is 11.7 mmol/L
- The middle number in the black bar is your carb entry. In this example, 15 grams of carbs were consumed at this time.
- The bottom number is the insulin dose given. In this example, 2.3 units were given for this bolus event


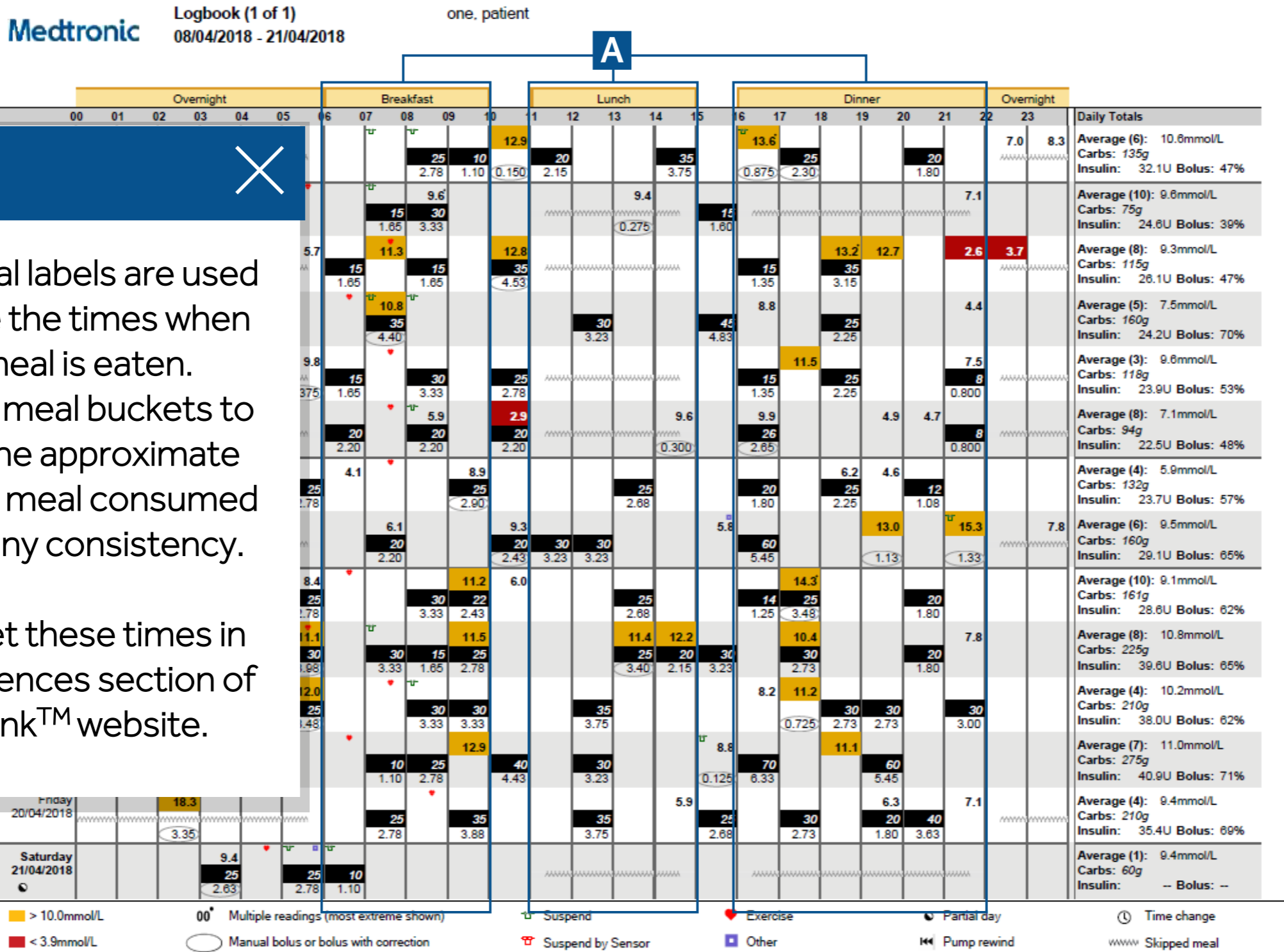


Medtronic Logbook (1 of 1) one. patient
08/04/2018 - 21/04/2018

	Overnight			Breakfast			Lunch			Dinner			Overnight		Daily Totals										
	00	01	02	03	04	05	06	07	08	09	10	11	12	13	14	15	16	17	18	19	20	21	22	23	
Sunday 08/04/2018					8.8						12.9						13.6						7.0	8.3	Average (6): 10.8mmol/L Carbs: 135g Insulin: 32.1U Bolus: 47%
Monday 09/04/2018			9.8		11.7				9.6					9.4									7.1		Average (10): 9.6mmol/L Carbs: 75g Insulin: 24.6U Bolus: 39%
Tuesday 10/04/2018						5.7			11.3			12.8							13.2	12.7		2.6	3.7	Average (8): 9.3mmol/L Carbs: 115g Insulin: 26.1U Bolus: 47%	
Wednesday 11/04/2018			6.6		7.0				10.8									8.8					4.4		Average (5): 7.5mmol/L Carbs: 160g Insulin: 24.2U Bolus: 70%
Thursday 12/04/2018						9.8													11.5				7.5		Average (3): 9.6mmol/L Carbs: 118g Insulin: 23.9U Bolus: 53%
Friday 13/04/2018	9.7		9.1																			4.9	4.7		Average (8): 7.1mmol/L Carbs: 94g Insulin: 22.5U Bolus: 48%
Saturday 14/04/2018								4.1																	Average (4): 5.9mmol/L
Sunday 15/04/2018																									
Monday 16/04/2018	5.6		7.5																						
Tuesday 17/04/2018			10.9	11.0																					
Wednesday 18/04/2018						9.6																			
Thursday 19/04/2018																									
Friday 20/04/2018																									
Saturday 21/04/2018																									

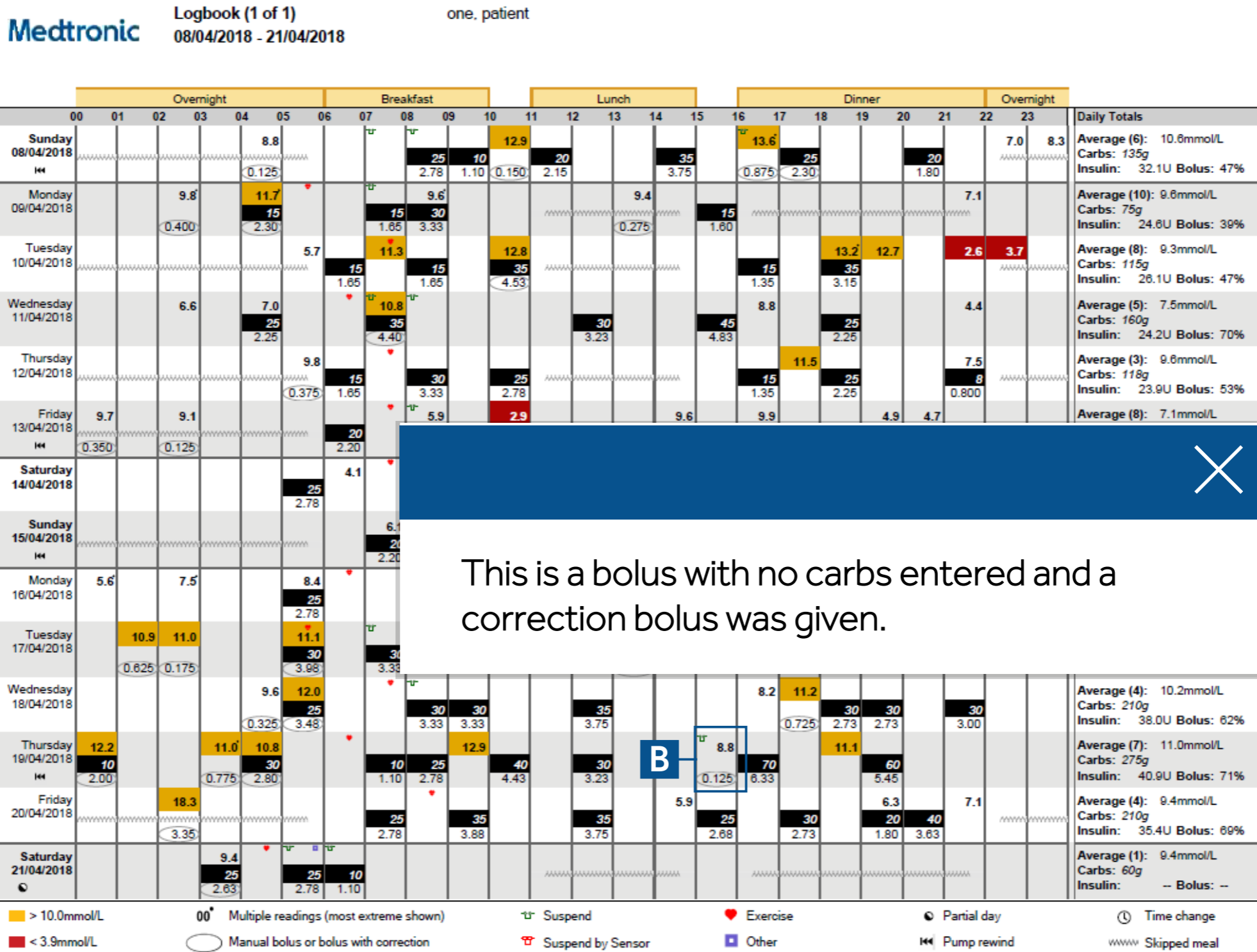
Has a Meal entry been forgotten? Or perhaps fasting occurred on a particular day? These squiggles indicate a skipped meal.

- > 10.0mmol/L
- < 3.9mmol/L
- 00 Multiple readings (most extreme shown)
- Manual bolus or bolus with correction
- ⏸ Suspend
- ⏸ Suspend by Sensor
- ♥ Exercise
- Other
- ⏸ Partial day
- ⏸ Pump rewind
- ⌚ Time change
- ~~~~~ Skipped meal



These meal labels are used to indicate the times when a certain meal is eaten. Use these meal buckets to organise the approximate time each meal consumed and note any consistency.

You can set these times in the Preferences section of the CareLink™ website.



Medtronic

Medtronic Australasia Pty Ltd
2 Alma Road
Macquarie Park , NSW 2113
www.medtronic-diabetes.com.au

Safety Information: CareLink™ software

CareLink™ software is intended for use as a tool to help manage diabetes. The purpose of the software is to take information transmitted from insulin pumps, glucose meters and continuous glucose monitoring systems, and turn it into CareLink™ reports. The reports provide information that can be used to identify trends and track daily activities such as carbohydrates consumed, meal times, insulin delivery, and glucose readings. NOTE: CareLink™ report data is intended for use as an adjunct in the management of diabetes only and NOT intended to be relied upon by itself.

For a listing of indications, contraindications, precautions, warnings and potential adverse events please refer to the instructions for Use.

5665 012019© 2018 Medtronic. All rights reserved. Medtronic, Medtronic logo and Further, Together are trademarks of Medtronic. All other brands are trademarks of a Medtronic company.